



**Brilliant Design.
Unbeatable Ease.
A Lifetime of Value.**

www.NorthernLightsDocksandRamps.com

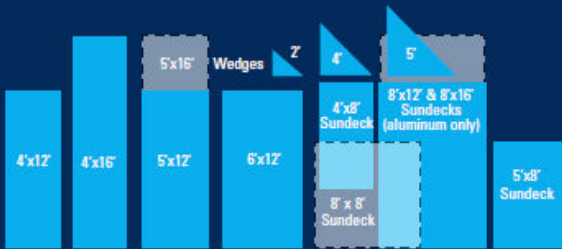
**NORTHERN
LIGHTS**
DOCKS & Ramps

Completely Modular

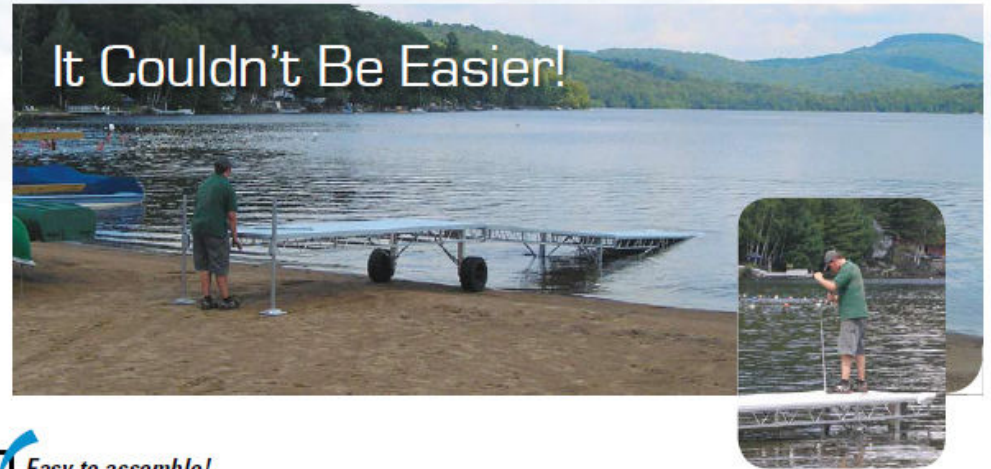


Easily Adjustable

Infinitely Customizable!



It Couldn't Be Easier!



- Easy to assemble!*
- Easy to roll in!*
- Easy to adjust!*
- Easy to attach anywhere!*

- 1 *Select a System*
- 2 *Choose a Finish*
- 3 *Accessorize!*
- 4 *Install and Enjoy!*

Ready to Get Started?

1 Select a System That's Best for YOU!

What fits you and your property best? Take into consideration water depth, activities, terrain, space AND creativity. Northern Lights' complete customization and interchangeable design gets your dock perfectly fit.



Roll In Dock

Our premier system available in up to 16' Lengths with an extensive offering of sun decks. This system is completely modular and expandable. Adjustments made from top of dock utilizing independently, telescopic wheel kits.



Lightweight design makes our roll in docks simple to install!



Floating Dock

Our same premier roll in system available in up to 16' Lengths with an extensive offering of sun decks can be simply converted into a floating system. This system is completely modular and expandable. It connects with custom click on hinges, transition plates and pile guides. All engineered to allow you the freedom to create your ultimate floating dream dock. Perfect in deep water applications (over 10') and extreme water fluctuation conditions.



Turn any dock or portion of a dock into a floating dock - specially designed hinges and grooves make it simple!



2 Choose Your Finish

Three finishes - one sure to fit your taste, style and functionality. From the nonskid surface of aluminum to protect your family and guests, to ThruFlow™ for high activity areas and cedar for a rich beauty, Northern Lights has it all!

Aluminum



Extruded Aluminum Plank Decking with baked-on powdercoat nonskid surface.




ThruFlow™



ThruFlow™ Non-Slip Polymer Decking allows water debris and sunlight to pass through.



Cedar



Cedar Plank Decking is smooth 5/4" thick with radius corners.




3

Accessorize Your Dock!

Plenty of add-ons to enjoy your dock system to the fullest!

Northern Lights' specially engineered track system means that each accessory is attached using the same clip system and can easily be installed AND moved anywhere along the dock's length. The unit clamp and J-bolt system lets you add accessories in seconds.



- | | | | |
|--|--|--|---|
| <p>1 Corner Bumper
Easy to install and offer protection for your watercraft.</p> | <p>3 Canoe Rack
Versatile to fit two canoes – each arm swivels to allow the bottom rack to be filled first.</p> | <p>5 45° Wedge
3' x 4' and 5' wedges provide more surface area and are excellent to add stairs or ladders to.</p> | <p>7 Stairs
Stairs have wide 9" foot pads for gripping river or lake bottoms (min 24" x 36").</p> |
| <p>2 Bench
Sit back and enjoy your dock with the addition of a bench, complete with cupholders!</p> | <p>4 Ladder
Our 58" ladder clips right on and allows you and your guests easy access to the water.</p> | <p>6 Pile Guide
Simply Click these pile guides at any location on your floating dock and add either a 1 1/2" or 2" pipe with auger and cap.</p> | <p>8 Vertical Bumper
30" bumpers can be used both horizontally and vertically for optimal customization and watercraft protection. We recommend using them every 6' along the boat docking area.</p> |

NEW!
Sea Wall Brackets

Custom solutions are our specialty! Many of our customers have asked for special brackets to mount their Northern Lights dock onto their existing sea walls. We now offer this bracket that will fit any of our aluminum dock sections. Have other special needs? Just ask!

4

Install and Enjoy!

Minimal Tools

Versatile Clips

Ready in minutes!

Tools You'll Need For Installation

- 9/16" wrench
- A ratchet



Leg Installation



A clean fit with just two bolts – engineering and marine grade strength that holds!



Uni Clamp

Easily connect dock sections with our unit clip – fits with any size dock piece or wedge.



Accessory Clip

The same clip will attach ANY of our line of accessories – move each add on to any side of your dock that you desire.



There's a wheel kit for any water depth!



Wheel Kits

Adjustable height wheel assemblies are available to accommodate various water levels and terrain. Durable and adjustable and best of all – easy to attach to any dock section!



Adjusting the Legs

Our extended wrench allows you to level your dock one leg at a time without ever getting in the water. This is a great feature for uneven underwater terrain and assures a level dock for you to enjoy!

FAQs

**NORTHERN
LIGHTS**
DOCKS & Ramps

Northern Lights dock systems are engineered to give you simple installation and the ultimate in customization, so that you can enjoy the season ON your dock, not WORKING on it! Here are some common questions that we hear and answers that will assure you that our docks are a great choice for you!

- 1 How heavy are your docks?**
Very Light, on average a 4' x 16' Aluminum dock section weighs – 180 lbs. With a wheel kit, you will never lift more than half the weight of the dock section.
- 2 Is there any maintenance?**
A 4' x 16' Aluminum dock section requires NO maintenance. The wheel kit will need to be greased once a year.
- 3 How do you adjust the legs?**
Legs are independently and telescopically adjustable from the top of the dock. Simply remove cap on top of deck and either use leg adjusting tool or 1 1/4" socket with cordless screw gun.
- 4 Is it easy to put in and take out of the water?**
A typical system (3 docks and a ramp) can be installed and/or removed in about an hour.
- 5 Can it hook up to an existing sea wall or dock?**
Yes to both. Northern Lights make sea wall brackets. Northern Lights also (upon request) can manufacture special brackets to mate to your existing dock.
- 6 How do I store it for winter?**
Simply roll up on land. Do not cover and do not store upside down.
- 7 Can I move sections around to change shape? (i.e. from a "T" to an "L") and if so, do I need to buy any other attachments or drill any holes etc.?**
Northern Lights docks are completely modular. You can change configurations at any time, within minutes. A 9/16" wrench is all that is required simply re-position Uni-Clamps to desired location and click dock in place. No additional parts are required. No holes need to be drilled. Change it as often as you like!
- 8 Do you have accessories? And how do they attach?**
There are plenty of in-stock accessories and more being created all the time – benches, bumpers, ladders, kayak racks, Adirondack chairs, bars and more. All accessories simply click on the side of the dock. (9/16" wrench required).
- 9 I have a unique situation, do you do custom work?**
Absolutely! We pride ourselves in our custom work to come up with a solution to any dock situation.
- 10 Is there a warranty on your product?**
Yes. 15 year limited warranty.